


# Mexican Fluid Power Association

## Asociación de Potencia Fluida

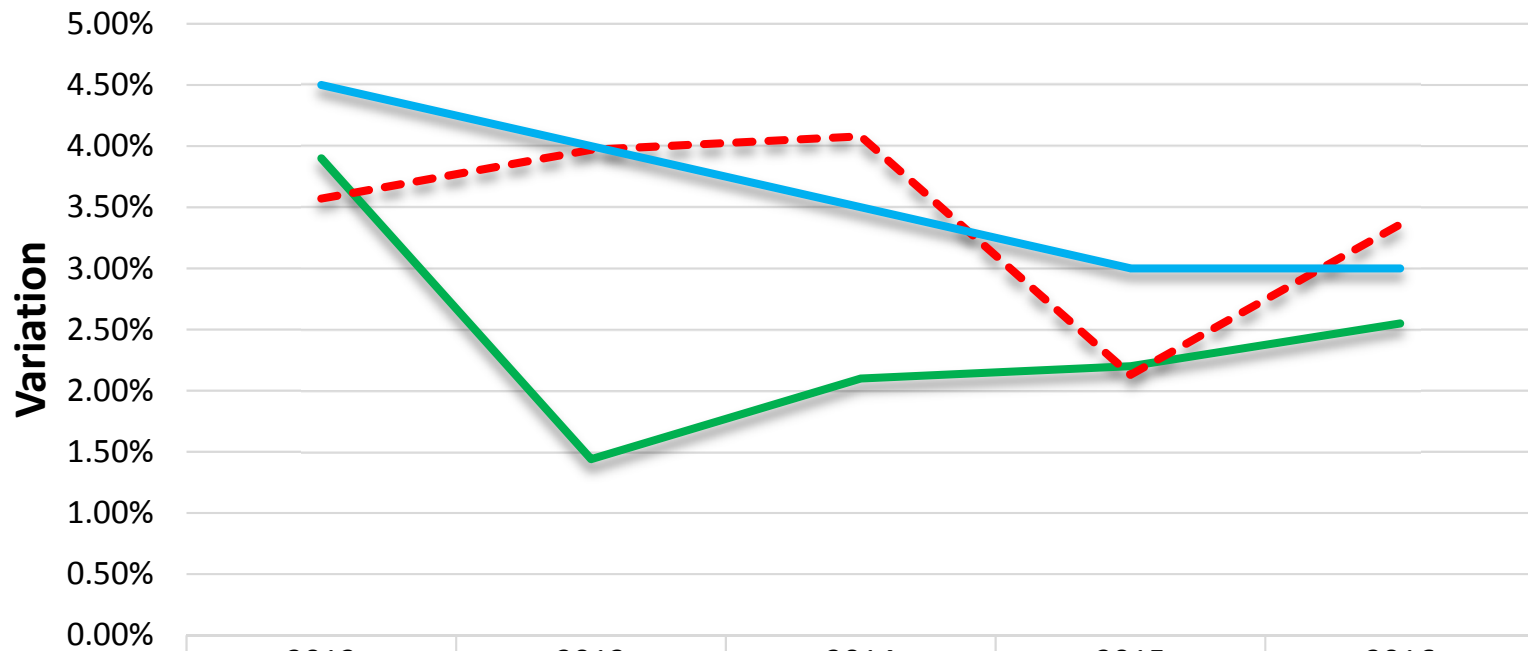
International Fluid Power Summit  
Las Vegas, Nevada, U.S.A.  
March 2017



- 
- (1) Overall economic situation in Mexico.
  - (2) Size and health of the fluid power industry in Mexico.
  - (3) Exports by country in the last 5 years
  - (4) Imports by country in the last 5 years
  - (5) Forecasts and trends for key fluid power end-use markets.

## Trends and Forescat

INEGI, BANXICO



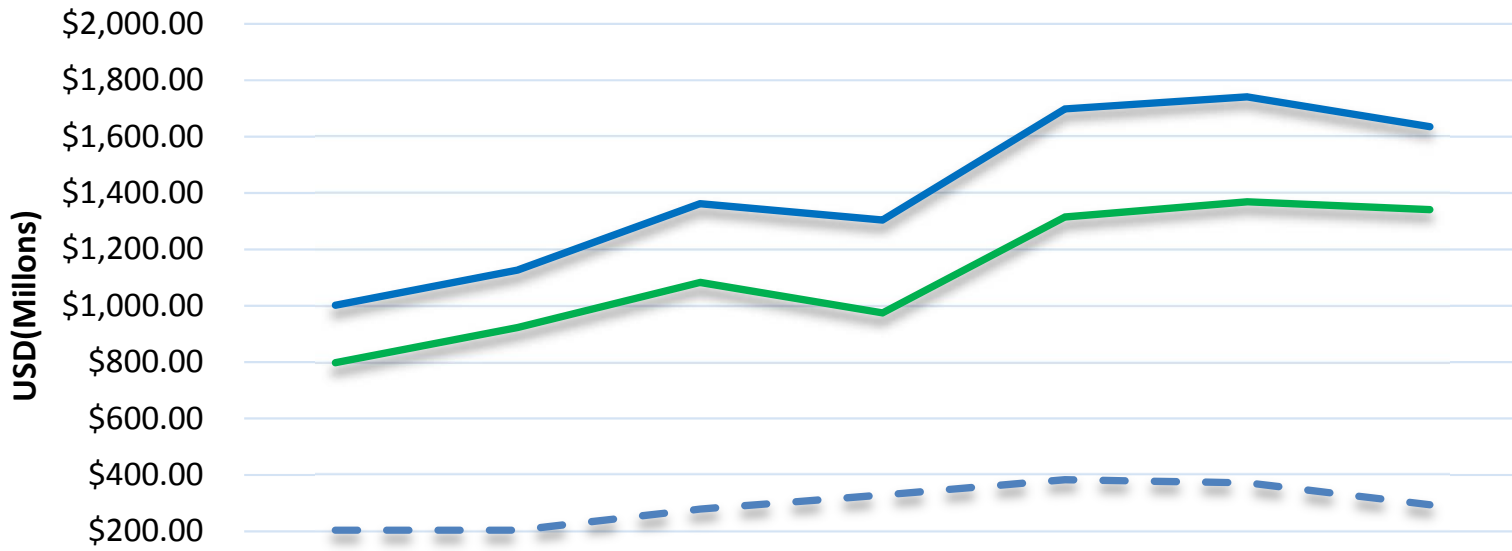
	2012	2013	2014	2015	2016
— GDP	3.90%	1.44%	2.10%	2.20%	2.55%
- - - INFLATION	3.57%	3.97%	4.08%	2.13%	3.36%
— INTEREST RATE	4.50%	4.00%	3.50%	3.00%	3.00%

- Energetic Reform
- New President Trump
- Inflation



# Fluid Power Trade Blance

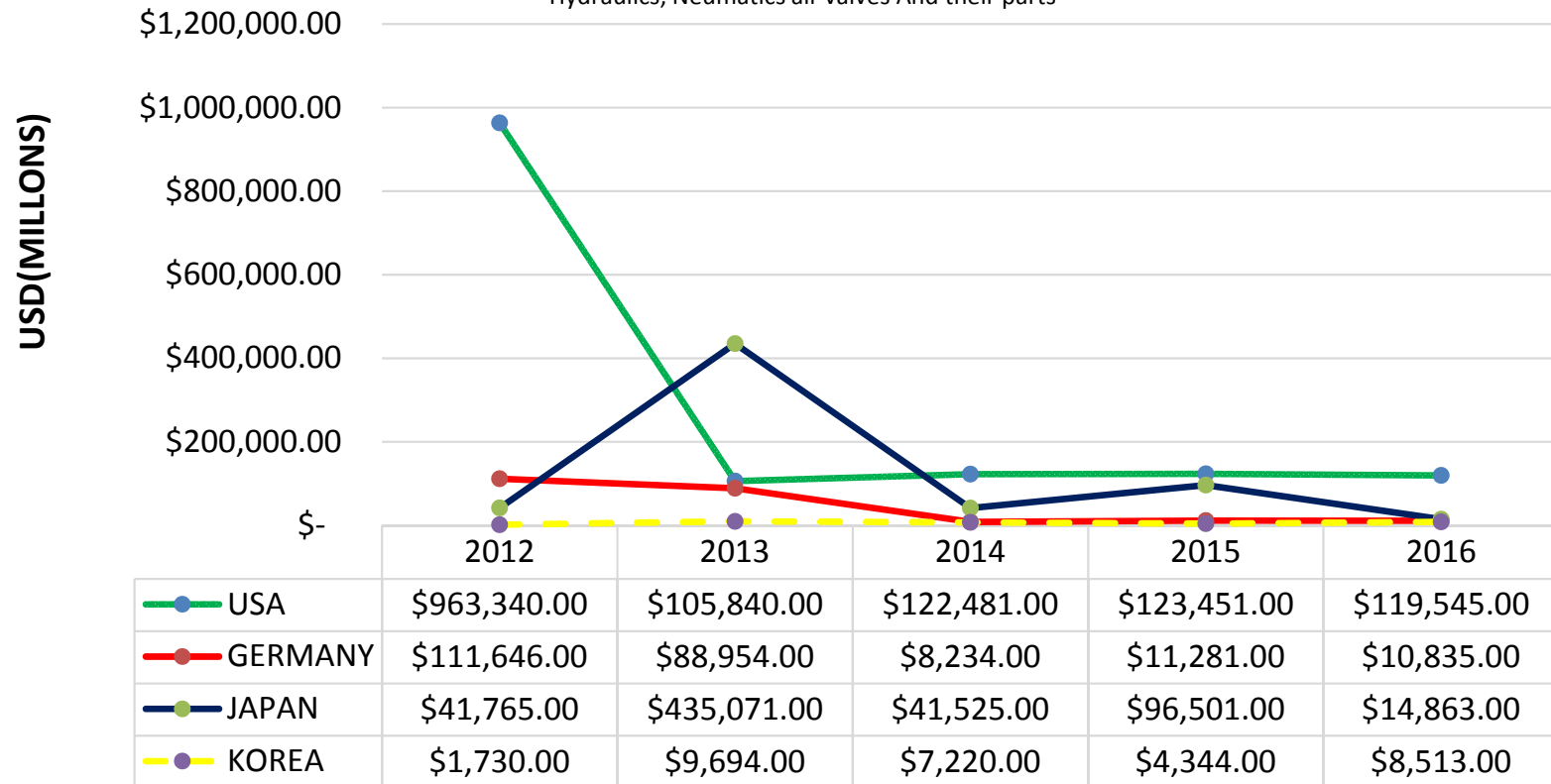
Hydraulics, Neumatics cylinders, Air pumps, Blowers, Vacuum pump, Air motor  
 Solenoid valve, Automatic valves, Valve reductive presure  
 Hydraulics, Neumatics air valves And their parts



	2010	2011	2012	2013	2014	2015	2016
EXPORT	\$798.00	\$923.00	\$1,083.00	\$975.00	\$1,315.00	\$1,369.00	\$1,341.00
IMPORT	\$1,002.00	\$1,127.00	\$1,362.00	\$1,304.00	\$1,698.00	\$1,741.00	\$1,635.00
DIFERENCE	\$204.00	\$204.00	\$279.00	\$329.00	\$383.00	\$372.00	\$294.00

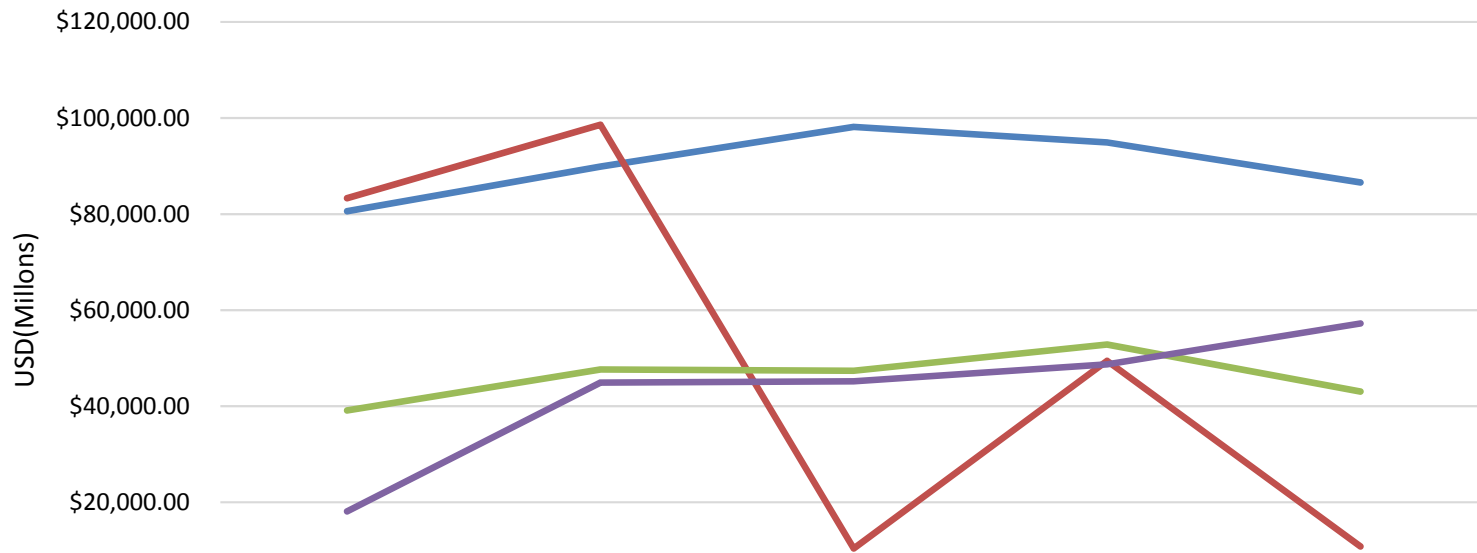
# Export

Hydraulics, Neumatics cylinders, Air pumps, Blowers, Vacuum pump, Air motor  
Solenoid valve, Automatic valves, Valve reductive presure  
Hydraulics, Neumatics air valves And their parts



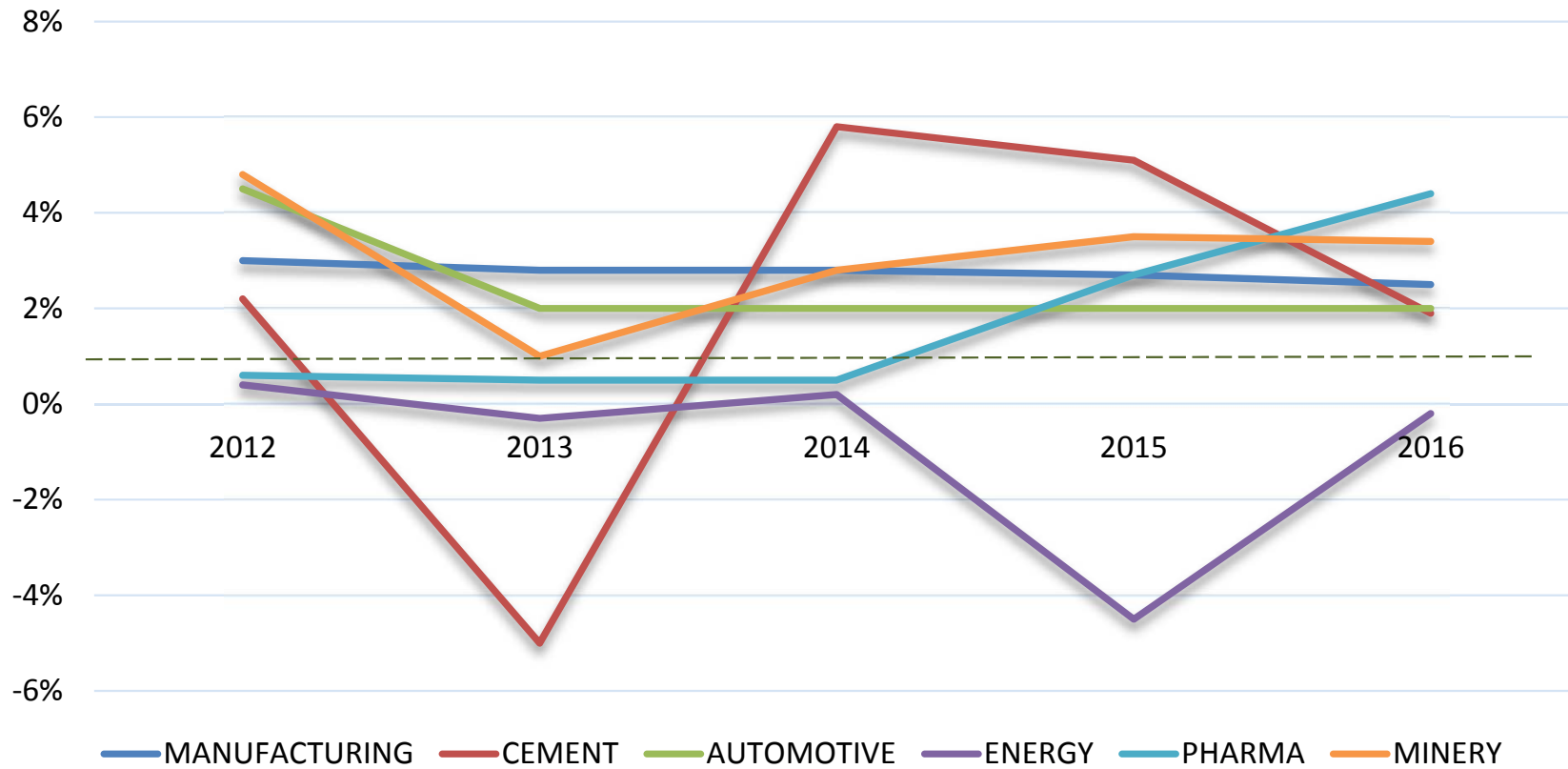
# Import

Hydraulics, Neumatics cylinders, Air pumps, Blowers, Vacuum pump, Air motor  
 Solenoid valve, Automatic valves, Valve reductive presure  
 Hydraulics, Neumatics air valves And their parts



	2012	2013	2014	2015	2016
USD	\$80,601.00	\$89,880.00	\$98,166.00	\$94,915.00	\$86,600.00
GERMANY	\$83,321.00	\$98,602.00	\$10,403.00	\$49,468.00	\$10,813.00
JAPAN	\$39,127.00	\$47,667.00	\$47,408.00	\$52,864.00	\$43,060.00
KOREA	\$18,129.00	\$44,940.00	\$45,213.00	\$48,753.00	\$57,240.00

# Industry

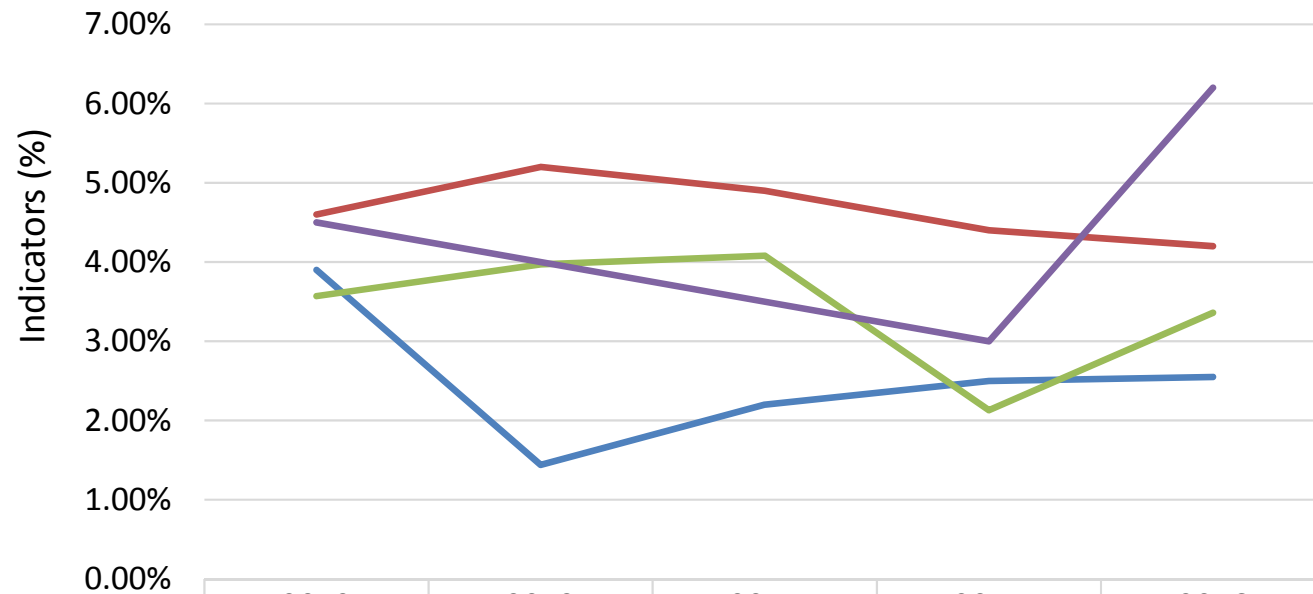




## Industry

YEAR	MANUFACTURING	CEMENT	AUTOMOTIVE	ENERGY	PHARMA	MINERY
2012	3%	2.20%	4.50%	0.40%	0.60%	4.80%
2013	2.80%	-5%	2%	-0.30%	0.50%	1%
2014	2.80%	5.80%	2%	0.20%	0.50%	2.80%
2015	2.70%	5.10%	2%	-4.50%	2.70%	3.50%
2016	2.50%	1.90%	2%	-0.20%	4.40%	3.40%

## Indicators Mexico 2012-2016



	2012	2013	2014	2015	2016
— GDP	3.90%	1.44%	2.20%	2.50%	2.55%
— UNEMPLOYMENT	4.60%	5.20%	4.90%	4.40%	4.20%
— INFLATION	3.57%	3.97%	4.08%	2.13%	3.36%
— ANNUAL INTEREST RATE	4.50%	4.00%	3.50%	3.00%	6.20%

# Mexican Fluid Power Association

## Asociación de Potencia Fluida

Guillermo Vazquez  
equiposyaccs@equiposyahn.com

